



NOTTINGHAM CITY COUNCIL
WEST AREA COMMITTEE

Date: Wednesday, 13 June 2018

Time: 5.30 pm

Place: LB 31-32 - Loxley House, Station Street, Nottingham, NG2 3NG

Councillors are requested to attend the above meeting to transact the following business

Corporate Director for Strategy and Resources

Governance Officer: Zena West **Direct Dial:** 011587643045

- | | | |
|-----------|--|----------------|
| 1 | APPOINTMENT OF CHAIR | |
| 2 | APPOINTMENT OF VICE-CHAIR | |
| 3 | APOLOGIES FOR ABSENCE | |
| 4 | DECLARATIONS OF INTEREST | |
| 5 | MINUTES | 3 - 8 |
| | Last meeting held on 14 February 2018 (for confirmation) | |
| 6 | COMMUNITY REPRESENTATIVES ISSUES | |
| 6a | ITEMS FOR COMMUNITY REPRESENTATIVES | |
| 6b | COMMUNITY REPRESENTATIVES ADVICE SHEET | 9 - 10 |
| 7 | NOTTINGHAMSHIRE POLICE | |
| | Verbal Update | |
| 8 | COMMUNITY PROTECTION UPDATE | |
| | Verbal Update | |
| 9 | NOTTINGHAM CITY HOMES | 11 - 36 |
| | Report of Chief Executive, Nottingham City Homes | |
| 10 | WARD REPORTS | 37 - 56 |
| | Report of Director of Community Protection | |

11	AREA CAPITAL FUND Report of Director of Community Protection	57 - 64						
12	DELEGATED AUTHORITY SPENDING APPROVALS Report of Director of Community Protection	65 - 72						
13	DATES OF FUTURE MEETINGS To agree to meet on the following Wednesdays at 5:30pm:							
	<table><tr><td><u>2018</u></td><td><u>2019</u></td></tr><tr><td>12 September</td><td>13 March</td></tr><tr><td>12 December</td><td></td></tr></table>	<u>2018</u>	<u>2019</u>	12 September	13 March	12 December		
<u>2018</u>	<u>2019</u>							
12 September	13 March							
12 December								

IF YOU NEED ANY ADVICE ON DECLARING AN INTEREST IN ANY ITEM ON THE AGENDA, PLEASE CONTACT THE GOVERNANCE OFFICER SHOWN ABOVE, IF POSSIBLE BEFORE THE DAY OF THE MEETING

CITIZENS ATTENDING MEETINGS ARE ASKED TO ARRIVE AT LEAST 15 MINUTES BEFORE THE START OF THE MEETING TO BE ISSUED WITH VISITOR BADGES

CITIZENS ARE ADVISED THAT THIS MEETING MAY BE RECORDED BY MEMBERS OF THE PUBLIC. ANY RECORDING OR REPORTING ON THIS MEETING SHOULD TAKE PLACE IN ACCORDANCE WITH THE COUNCIL'S POLICY ON RECORDING AND REPORTING ON PUBLIC MEETINGS, WHICH IS AVAILABLE AT WWW.NOTTINGHAMCITY.GOV.UK. INDIVIDUALS INTENDING TO RECORD THE MEETING ARE ASKED TO NOTIFY THE GOVERNANCE OFFICER SHOWN ABOVE IN ADVANCE.

NOTTINGHAM CITY COUNCIL

WEST AREA COMMITTEE

MINUTES of the meeting held at Ground Floor Committee Room - Loxley House, Station Street, Nottingham, NG2 3NG on 14 February 2018 from 5.30 pm - 6.32 pm

Membership

Present

Councillor Carole McCulloch (Chair)
Councillor Wendy Smith
Councillor Glyn Jenkins
Councillor Mohammed Saghir
Councillor Malcolm Wood
Councillor Patience Uloma Ifediora
(from minute 93)

Absent

Councillor Graham Chapman
Councillor Marcia Watson

Colleagues, partners and others in attendance:

Noel McMenamin	-	Governance Officer
Nicky Jarvis	-	Nottingham City Homes
Rob Kirkwood	-	Nottingham Open Space Forum
Gursharan Nijran	-	Nottingham City Council
Singh		
Cath Stocks	-	Nottingham City Homes
Maria Summers	-	Community Protection
Martin Willis	-	Nottingham Open Space Forum

87 APOLOGIES FOR ABSENCE

Councillor Graham Chapman – other Council business
Councillor Marcia Watson – unwell

Christine Willetts
Nigel Brice
Liam Searle
Kristian Murden

88 DECLARATIONS OF INTERESTS

None.

89 MINUTES

The minutes of the meeting held on 15 November 2017 were agreed as a true record and they were signed by the Chair.

90 WARD ANTI-SOCIAL BEHAVIOUR AND DESIGNING OUT CRIME

The item was withdrawn at the request of the Portfolio Holder for Community and Customer Services.

91 NOTTINGHAMSHIRE POLICE UPDATE

Neither Sergeant Ian Johnson nor Inspector Gordon Fenwick attended the meeting.

The Committee received an update on anti-social behaviour and community engagement from Maria Summers, Senior Community Protection Officer, highlighting the following:

- (a) several criminal damage hotspots were identified, including Wigman Road, Bilborough Road, Sherborne Road and Broxtowe Lane. CCTV vehicles were being deployed at hotspots to record and deter criminal activity, and an address has been identified from where a significant level of anti-social behaviour is originating;
- (b) 53 Fixed Penalty Notices (FPNs) have been issued for littering, and 1 FPN for dog-fouling;
- (c) 5 Community Protection Officers are currently assigned to Aspley ward, 4 to Bilborough ward, where there is currently 1 vacancy, and 1 to Leen Valley ward;
- (d) a range of community engagement activities were planned, including a 'Light Night' treasure hunt.

Ms Summers indicated that CPOs were happy to come along to youth engagement events to build up relations with young people in the area.

The Committee thanked Ms Summers and agreed to receive updates from Community Protection colleagues on anti-social behaviour as a standing item at future meetings.

92 ITEMS AND GOOD NEWS STORIES FROM COMMUNITY REPRESENTATIVES

The Committee received no items or good news stories from community representatives.

93 PARKS AND OPEN SPACES AREA INVESTMENT PLANS

James Tilford, Park Development Officer, introduced a report of the Corporate Director, Commercial and Operations, highlighting the proposed plan for West Area sites requiring investment to bring them up to Green Flag standard in the future.

Mr Tilford explained that the sites, detailed in the report, had been identified following consultation with local councillors in November and December 2017 to ensure they reflected local needs.

In response to specific questions from councillors, he confirmed that the Funding Panel was to consider the proposals for Bilborough Park Play Area and Trafford Gardens on 21 February 2018. If approved, it was hoped that the improvements would be delivered by the 2018 summer holiday.

RESOLVED to

- (1) endorse the investment plan and the use of Section 106, area capital and external funding to deliver the proposed improvements, detailed in the report;**
- (2) endorse the use of £15,248.29 of Section 106 funding from the development at Ascot Road, Nottingham (reference 15/01928/PFUL3) for improvements at the Mill and Windmill Allotments.**

94 NOTTINGHAM OPEN SPACES FORUM (NOSF)

Martin Willis and Rob Kirkwood of the Nottingham Open Spaces Forum presented a report of the Corporate Director, Commercial and Operations, introducing the work of the Forum and seeking the Committee's endorsement for its work.

Mr Willis and Mr Kirkwood explained that the Forum was established in 2016 to support the City Council in maintaining and improving Nottingham's open spaces. The Forum had recently secured registered charity status, and provided a structure for 'Friends' groups across Nottingham to work together to champion local causes, to raise money to supplement Council expenditure and to raise public awareness of the importance and public benefit of open spaces.

Mr Willis and Mr Kirkwood explained that the Forum has limited influence on the use of land, such as the allotments at New Aspley Gardens, which were not designated as open spaces. However, they expressed the view it was possible that the Forum could work with St Martin's Church to help with improvements at the neighbouring Chieftain's Field.

RESOLVED to note the report and to endorse the work of the Nottingham Open Spaces Forum.

95 NOTTINGHAM CITY HOMES

Nicky Jarvis, Area Housing Manager, introduced a report of the Chief Executive, Nottingham City Homes (NCH), requesting approval for area capital funding and providing updates on the following key themes:

Capital programme and major works;
Area regeneration and environmental issues;
Tenants and Residents Associations;
Area performance, and
Good news stories and positive publicity.

Ms Jarvis advised that NCH has been shortlisted for several national awards, including Development of the Year and Landlord of the Year. It was planned to have a refresh of the NCH reports coming to Area Committees.

In response to a Councillor's question, Ms Jarvis undertook to establish whether NCH could provide a breakdown of 'repairs' data to assist in determining the key causes of councillor casework relating to NCH repairs.

RESOLVED to

- (1) note the update and performance information at Appendices 1 and 2 of the report;**
- (2) note the allocations of funds for 2017/18, detailed at Appendix 3 to the report;**
- (3) approve the following Area Capital funding request:**

Address	Type	Cost
Wollaton Vale – Beverley Close, Ingleby Close and Teesbrook Drive	Replace timber fencing and upgrade with metal ball finial railings	£80,760.00

96 AREA CLUSTER MEETINGS - HOUSING

Cath Stocks, City Housing Manager, introduced a report sharing an overview of the Area Cluster meetings which took place across Nottingham in September, October and November 2017.

Overall, satisfaction levels with NCH were at record levels, and the organisation's performance on tenancy sustainment, equality and new homes construction was recognised nationally.

Key ongoing challenges included:

- The impact of welfare reform on residents;
- The impact of the 1% rent reduction;
- Reduced support services;
- Loss of homes through right to buy leading to reduced income, and
- Increasing demand on services.

Area-specific concerns raised in addition to the above included the repairs offer, tree management issues and alleyway management issues.

Several points were made in the discussion which followed:

- (a) a councillor highlighted a resident's concerns about being incorrectly found to be liable for the 'Bedroom Tax' who had been under threat of eviction. Ms**

Stocks advised that a new Tenancy Sustainment Manager was in place and would take this issue forward outside the meeting;

- (b) a councillor reported a poor customer service he experienced in respect of the repair of a window broken by the maintenance service. In response, Ms Stocks explained that upskilling and multiskilling the repairs team was a priority for NCH so that a range of repairs could be carried out by each member of the team;
- (c) It was explained that parking remained a priority for NCH tenants and NCH looked to provide parking solutions where there was a majority of NCH properties. A councillor highlighted the issue of parking issues arising from displaced workplace parking capacity;
- (d) NCH are actively reviewing their policy on the management of trees on NCH properties to minimise tree management issues.

RESOLVED to note the report and to thank Ms Stocks for her attendance.

97 WARD REPORT

The Committee noted the progress on ward priorities. In response to a councillor's comment, the Committee was advised that the Nottingham Alert system has been overtaken by the use of Facebook and Twitter by Nottinghamshire Police and the Community Protection function.

98 AREA CAPITAL FUND 2017/18

RESOLVED to:

- (1) note the Area Capital Funds available to Aspley, Bilborough and Len Valley wards at Appendix 1 to the report;**
- (2) approve the following schemes:**

Location	Type	Estimate	Details
Aspley LTP: Holcombe Close	Parking	£32,000	Conversion of green are to parking
Aspley LTP: Narrow carriageways TRO	Road safety	£5,600	Safe access to narrow carriageways
Bilborough LTP: Strelley Road area	Study	£6,000	Traffic movement/road safety options

99 DELEGATED AUTHORITY SPENDING APPROVALS

RESOLVED to note the actions agreed by the Director of Neighbourhood Services in respect of projects and schemes within the Aspley, Bilborough and Leen Valley wards, detailed within the report.

This page is intentionally left blank

Welcome Community Reps

Your role

Thank you for accepting the role of community rep for your area. As a community rep, you can contribute to Area Committee meetings, suggest discussion items, and represent your organisation and the citizens of your area to Councillors and City Council colleagues. There are 4 meetings per year. Please keep this information sheet to refer to throughout your time as a community rep.

Who we are / what you can expect from us

The Constitutional Services Team is responsible for clerking and administering the Area Committee meetings. We set the dates for meetings at the start of the municipal year, and 5 working days before each meeting we will publish the agenda on the Council website. We also take minutes at the meeting, and publish our draft minutes after the meeting. Minutes will be confirmed at the next meeting and no longer be in draft form.

We will email everyone on our distribution list when the agenda is published, with a link to view the agenda reports pack on the website. If you have an Apple iPad or Android tablet, we can also set you up to view the agenda and minutes within the ModGov app. As standard, we send the agenda by email, as we endeavour to be environmentally friendly and save on printing costs. However, Community reps are entitled to a paper copy of the agenda pack if you wish, so do please let us know if you would prefer this. (Please note, you will need to confirm this at your appointment each year, in case your circumstances change)

Contact details

The clerk for your Area Committee is Zena West. They can be contacted on **01158764305** or by email: **zena.west@nottinghamcitygov.uk**. Please provide any apologies for the meeting to your clerk.

Privacy statement

You are not obliged either by statute or by contract to provide your contact details. They will only be used by the Constitutional Services Team to send you Area Committee papers; a Council task carried out in the public interest. For more information please refer to our detailed privacy statement at:

<https://www.nottinghamcity.gov.uk/privacy-statement/>. The Data Controller is Nottingham City Council and its Data Protection Officer is Naomi Matthews who can be contacted at: Nottingham City Council, Loxley House Station Street Nottingham NG2 3NG. The new data protection law known as the General Data

(continued overleaf)

-----><-----

COMMUNICATION PREFERENCES

Name: _____

Area Committee: West Area Committee (Aspley, Bilborough and Leen Valley wards)

☐ I would like to access the agenda and reports through the ModGov app on my tablet
(you will also receive an email alerting you to publication)

☐ I would like to receive an email alerting me when the agenda has been published

Email address: _____

☐ I would like to receive a hard copy of the agenda and reports

☐ I would like to receive a hard copy of the agenda front sheet only

(these are not the preferred options due to environmental concerns)

Address: _____

Protection Regulation provides for a number of new rights listed at:

<https://ico.org.uk/for-organisations/guide-to-the-general-data-protection-regulation-gdpr/individual-rights/>.

Please note that if you are unhappy with the handling of your data you have the right to complain to the Information Commissioners Office: <https://ico.org.uk/concerns/handling/>. If you do not have access to the internet and would like to access to any of this information please contact Noel McMenamin as above.

Upcoming meeting dates

The provisional meetings dates and times for the 2018/19 municipal year are as follows. The dates will be confirmed at the first meeting. Please add these to your calendar or diary, as meeting invites are not sent.

- 13 June 2018, 17:30
- 12 September 2018, 17:30
- 12 December 2018, 17:30
- 13 March 2019, 17:30

(all in LB31/32, Third Floor, Loxley House, Station Street, NG2 3NG)

Other things to note

Nottingham City Council has a policy on filming at public meetings, which can be found on our website:

<https://www.nottinghamcity.gov.uk/about-the-council/council-meetings-decisions/recording-reporting-on-public-meetings/> or we can provide you with on request. As the meeting is public, anyone may attend, and anyone may record any part of the meeting if they wish. If you are uncomfortable being filmed, you may wish to consider whether you wish to remain as a community rep, and/or make contributions at any meeting where filming is taking place.

Please either give your response slip to your Clerk, email them your contact preferences, or post it to:

**Constitutional Services
Nottingham City Council
LH Box 28
Loxley House
Station Street
Nottingham
NG2 3NG**

**WEST AREA COMMITTEE****13 June 2018**

Title of paper:	Nottingham City Homes Update and Approvals	
Director(s)/ Corporate Director(s):	Nick Murphy, Chief Executive of Nottingham City Homes	Wards affected: Aspley, Bilborough and Leen Valley
Report author(s) and contact details:	Kristian Murden, Kristian.murden@nottinghamcityhomes.org.uk Nicky.Jarvis@nottinghamcityhomes.org.uk	
Other colleagues who have provided input:	Construction Repairs and Maintenance, Rents, Tenant & Leaseholder Involvement Team	
Date of consultation with Portfolio Holder(s) (if relevant)	N/A	
Relevant Council Plan Strategic Priority:		
Cutting unemployment by a quarter	<input type="checkbox"/>	
Cut crime and anti-social behaviour	<input checked="" type="checkbox"/>	
Ensure more school leavers get a job, training or further education than any other City	<input type="checkbox"/>	
Your neighbourhood as clean as the City Centre	<input checked="" type="checkbox"/>	
Help keep your energy bills down	<input type="checkbox"/>	
Good access to public transport	<input type="checkbox"/>	
Nottingham has a good mix of housing	<input type="checkbox"/>	
Nottingham is a good place to do business, invest and create jobs	<input type="checkbox"/>	
Nottingham offers a wide range of leisure activities, parks and sporting events	<input type="checkbox"/>	
Support early intervention activities	<input type="checkbox"/>	
Deliver effective, value for money services to our citizens	<input checked="" type="checkbox"/>	
Summary of issues (including benefits to customers/service users):		
The report provides updates on key issues and themes which link back to local priorities and the strategic themes for Nottingham City Homes.		
The reports provide summary updates on the following key themes:		
<ul style="list-style-type: none"> • Capital Programme and major work; • area regeneration and environmental issues; • key messages from the Tenant and Leasehold Congress; • Tenant and Residents Associations updates; • area performance; • good news stories and positive publicity. 		
Recommendation(s):		
1	To note and comment on the update and performance information in Appendices 1 and 2.	
2	To note the allocation of funds for 2018/19, detailed in Appendix 3.	
3	To approve the Area Capital Programme funding request set out in Appendix 3.	

1. REASONS FOR RECOMMENDATIONS (INCLUDING OUTCOMES OF CONSULTATION)

- 1.1 The Nottingham City Homes Update provides a descriptive and statistical picture of what is happening at an area level and invite community representatives to comment, debate, and challenge and identify how they can add value to improve their neighbourhoods.
- 1.2 The update also monitors progress in the wards and acts as a catalyst for debate about the key performance issues impacting upon the ward on a quarterly basis.

2 BACKGROUND (INCLUDING OUTCOMES OF CONSULTATION)

- 2.1 Nottingham City Homes previously reported on performance at local Area Panels that sat below the respective Area Committees. These panels were attended by local residents, local Councillors and partner agencies.
- 2.2 Nottingham City Homes has a goal to 'create homes and places where people want to live' and to give tenants and leaseholders an input in shaping what happens in their area. The Nottingham City Homes Update and Performance Report is one of a number of initiatives that increases the transparency and accountability of the Company's performance.
- 2.3 Following the decision for Nottingham City Homes reps to attend Area Committee, it was decided to provide the Nottingham City Homes Update Report to Area Committee. Appendices 1 and 2 provide the latest performance position for the committee to note and comment on.
- 2.4 Appendix 3 outlines the remaining capital budget for this area for noting and provides detail of the schemes that require approval by the Committee. The figure reported to this Area Committee is an accurate account of what budget is remaining.

3 OTHER OPTIONS CONSIDERED IN MAKING RECOMMENDATIONS

None

4 FINANCIAL IMPLICATIONS (INCLUDING VALUE FOR MONEY/VAT)

Budgets are allocated on a yearly basis for each ward and there is an obligation on Nottingham City Homes to ensure that funds are allocated to projects within these budget requirements

5 RISK MANAGEMENT ISSUES (INCLUDING LEGAL IMPLICATIONS AND CRIME AND DISORDER ACT IMPLICATIONS)

None

6 EQUALITY IMPACT ASSESSMENT

- 6.1 An EIA is not required

7. **LIST OF BACKGROUND PAPERS OTHER THAN PUBLISHED WORKS OR THOSE DISCLOSING CONFIDENTIAL OR EXEMPT INFORMATION**

None

8. **PUBLISHED DOCUMENTS REFERRED TO IN COMPILING THIS REPORT**

None

NCH update report 3

Time: 5.30pm

Date June 2018

Presented by: Kristian Murden / Nicky Jarvis

	Item	Executive Summary / Key Points	For information or decision
1	Capital Programme & major works	<p>Capital Programme & major works Grander designs</p> <p>Foxton Gardens is due Grander Design improvement work - a programme is being collated which will include LED lighting, fire alarm system and maybe CCTV. A consultation event will be held with residents before work starts.</p> <p>Orchard Court is due Grander Designs improvement work and a consultation event will be held with residents before work starts.</p> <p>Improvement works continue with kitchen, bathroom, window and door replacements as well as roofs where applicable.</p>	Information
2	Area Regeneration and Environmental Issues	<p><u>Aspley</u></p> <p>We are looking at a further phase at Lindfield Road and this will be presented to area committee for approval and programmed in for delivery</p>	Decision

		<p>later this financial year.</p> <p><u>Bilborough</u></p> <p><u>Wollaton Vale Phase 3</u> We are due back on site very soon to deliver the final phase of this very successful fencing project.</p> <p>We are also looking at other parts of the ward that would benefit from Decent Neighbourhoods investment – including Denewood Crescent, Cranwell Road and Darnall Crescent flats.</p> <p><u>Leen Valley</u> The Decent Neighbourhoods team are currently looking at a final phase at Ashwell Gardens to complete the regeneration that has already been undertaken to this estate. .</p>	
3	Key messages from Tenant & Leaseholder Involvement	<p>Entries for the 2018 competition are now open! The categories are:</p> <p>Area categories - Front gardens, back gardens or both! If your home has a garden to be proud of, this is the category for you!</p> <p>Best container display - We're looking for handsome hanging baskets, terrific tubs, window boxes that wow, beautiful balconies and perfect planters.</p> <p>Best community garden - For groups of people working on a glorious garden together (this includes Independent Living communal gardens)!</p> <p>Best edible garden - For individuals or groups who are growing their own</p>	

	<p>food and eating or donating what they grow</p> <p>Best school garden - Open to all schools in the city that have gardens that are looked after by the pupils</p> <p>Picture perfect gardens - new for 2018!</p> <p>This year, we're asking all entries to submit photos of their picture perfect garden for the first round of judging.</p> <p>Our judging panel will short-list your photographs with all shortlisted gardens visited by our judges throughout July to get our winners. To enter, send us your photograph(s) with your name, address, contact telephone number and details of the category or categories you'd like to be entered in.</p> <p>How to enter</p> <p>The easiest way is to email your entry or you can send hard copies to Best Garden Competition, Tenant and Leaseholder Involvement Team, FREEPOST RTKK-UHAY-LJSX, Nottingham City Homes, Loxley House, Station Street, Nottingham NG2 3NJ.</p> <p>You can send a maximum of six photos to support your entry. Unfortunately we are not able to return any hard copies we receive.</p> <p>Entries close Wednesday 20 June.</p> <p>Tenant Academy</p> <p>The Tenant Academy prospectus for the period from March 2018 to June 2018 is still available online at: http://www.nottinghamcityhomes.org.uk/get-involved/tenant-academy/</p>	
--	--	--

	<p>Upcoming courses include:</p> <p>Food Safety Level 2 - 16/06/2018 Woman In Construction – Taster Workshop 29/05/2018 and 26/06/2018 Money Management 13/06/2018 Introduction to work skills – On-going course on various days at the Southglade Access Centre Introduction to IT and IT Qualifications – Every Tuesday at the Southglade Access Centre. Basic bookkeeping – 14th June, bookable online Emergency First Aid – 19th September, bookable online Food safety level 2 – 16th May and 27th Nov bookable online Face painting skills workshop 29th June bookable online Money Management 13th June and 5th September bookable online Surplus cook and eat lessons 19th July bookable online Practical DIY skills 15th June and 12th October, bookable online</p> <p>Bookings for courses can be made by contacting the Involvement Team on 0115 7469100 or email involved@nottinghamcityhomes.org.uk.</p> <p>Courses can now be booked online at http://www.nottinghamcityhomes.org.uk/get-involved/tenant-academy/</p> <p>Lung Screening – Aspley Area:</p> <p>Nottingham City Homes will be funding an exercise programme for residents who are deemed suitable following screening. Lung screening is due to commence soon.</p>	
--	---	--









4	Tenant and Residents Associations updates	<p>BELSATRA –</p> <p>18th May – Pensioners meal at the Bells Lane Community Centre. Residents who wish to attend need to contact the TRA to book.</p> <p>May 19th the TRA will be holding a FA Cup and Royal Wedding event at the Bells Lane Community Centre.</p> <p>Play Scheme commences on the 29th May over 4 days for only £1.</p> <p>24th June from 11am – Jo Cox memorial picnic.</p>	
5	Area Performance Figures	See report attached.	
6	Good news stories & positive publicity	<p>NCH has been voted “Landlord of the Year” The awards, run by the Chartered Institute of Housing and Inside Housing, are known as 'the Oscars of the housing world' and showcase the very best the sector has to offer.</p> <p>We also took home awards for Innovation, in recognition of our pioneering approach to tackling energy inefficiency in older housing stock using Energiesprong techniques, and Excellence in Tenant Involvement, for the way in which we include tenants in decision making from Board level down.</p> <p>The work we do here in Nottingham has been recognised at national level, and these awards are testament to the great work that we all do every day across the city - well done, everyone!</p> <p>One of Corporate Goals was to achieve a record satisfaction score for the Anti-Social behaviour service we provide to our tenants. We are delighted to</p>	

		announce that having set a very challenging target of 85%, we ended the year with a record of 87%, which is testament to the hard work of the teams across the City.	
--	--	--	--

Area report - Aspley, Bilborough & Leen Valley

Generated on: 05 May 2018









AC3-1 Anti-social behaviour

Performance indicator and definition	Target	2017/18			2016/17	2015/16	Latest Note
		Value	Status	Long Trend	Value	Value	
% of ASB cases resolved – Aspley <i>Note: This PI measures the proportion of ASB cases NCH has successfully resolved. Data for this PI is not available by ward and is reported by Housing Office.</i>	99%	100%			99.39%	99.44%	Excellent achievement again by the team carrying a large caseload across all formats of case types
% of ASB cases resolved by first intervention – Aspley <i>Note: This PI monitors how many ASB cases NCH resolved on the first intervention e.g. written warning. Data for this indicator is not available by ward and is reported by Housing Office.</i>	85%	89.54%			97.37%	95.83%	Performance is below target, however a number of long running cases have come to fruition this last 6 weeks. These have resulted in Court Action and orders being granted
Number of new ASB cases – Aspley <i>Note: Data for this PI is only available by Housing Office.</i>		309			525	370	Performance remains strong within the team in terms of tackling a varying type of Anti-Social Behaviour within the Ward. We are currently carrying the highest number of cases Citywide, however we are working closely with our partners in Community Protection to bring successful resolutions in many cases.
Tenant satisfaction with the ASB	85.00%	87.25%			86.53%	73.45%	The percentage of customers either very or fairly satisfied with how their case of anti-social behaviour (ASB) was

<p>service</p> <p><i>Note: . Overall tenant satisfaction with the ASB service - The average score (Percentage) for each survey question. Data for this indicator is not available by ward..</i></p>						<p>handled in Q4 2017/18 is 85%.</p> <p>2017/18 year end 87% of customers surveyed are either very or fairly satisfied with how their case of anti-social behaviour was handled. This has exceeded the year-end target and Corporate Plan target of 85%.</p> <p>We are continuing to contact customers by telephone and this has continued to give better quality information about the service provided. 69 Surveys were completed during Q4, this is an improvement on the number of surveys completed when compared with Q3. During 2017/18 204 surveys were completed in total, this is a slight increase when compared with 193 surveys completed in 2016/17.</p> <p>Satisfaction with the outcome of the case and being kept up-to-date is below target for Q4; however, it is pleasing to see that on the whole for 2017/18 satisfaction with being kept up to date has exceeded 85%.</p> <p>We will continue to have a strong focus on managing expectations in relation to case outcomes and focus on providing timely good quality information and updates throughout the case. Area Housing Managers will continue to drive high-quality case management through monthly case supervision.</p> <p>It is pleasing to see that during 2017/18 90% of customers surveyed are either very or fairly willing to report anti-social behaviour to Nottingham City Homes in the future; this indicates that there is a level of confidence in reporting ASB to Nottingham City Homes. Customer's surveyed rating the quality of advice and information provided as either very or fairly satisfied is 88%.</p> <p>Throughout 2017/18 the noise smartphone app continued to receive a positive reception from customers. It is improving the quality of noise nuisance reporting and enables Housing Patch Mangers to quickly assess complaints of noise nuisance and intervene swiftly.</p> <p>Mediation continues to be used to address a range of ASB issues. Referrals have covered cases including household noise, loud music, pet nuisance, parking issues and boundary disputes.</p> <p>Highlights of positive feedback received in Q4:</p> <p>"Great, [HPM] responded very quickly and kept up to date</p>
---	--	--	--	--	--	--





							<p>with what was happening”</p> <p>“Absolutely brilliant from start to finish. Very impressed with NCH keeping me in the loop and very happy with HPM”.</p> <p>“HPM dealt with it really quickly. Actually I was surprised, I thought it would go on for ages. I was really pleased”.</p> <p>“HPM was brilliant, no asb since HPM resolved it. HPM was constantly following up to make sure I was ok, and was bang on”.</p>
--	--	--	--	--	--	--	---

AC3-2 Repairs







Performance indicator and definition	Target	2017/18			2016/17	2015/16	Latest Note
		Value	Status	Long Trend	Value	Value	
% of repairs completed in target – AC - Aspley, Bilborough & Leen Valley <i>Note: This PI monitors the proportion of repairs being completed within agreed timescales.</i>	96%	93.8%			95.55%	96.01%	Performance is slightly below target in quarter 3 at 95.87%. Performance has seen consistent improvement over each quarter with quarter 1 being 91.6%. We are keeping 98% of all our appointments made and will continue to work to bring further improvements to the day waiting performance.
% of repairs completed in target – Aspley Ward <i>Note: This PI monitors the proportion of repairs being completed within agreed timescales.</i>	96%	93.77%			95.45%	95.79%	Performance is slightly below target in qtr 3 at 95.28%. Performance has seen consistent improvement over each qtr with qtr 1 being 92.19%. We are keeping 98% of all our appointments made and will continue to work to bring further improvements to the day waiting performance.
% of repairs completed in target – Bilborough Ward <i>Note: This PI monitors the proportion of repairs being completed within agreed timescales.</i>	96%	94%			95.49%	96.15%	Performance is slightly above target in quarter3 at 96.28%. Performance has seen consistent improvement over each quarter with quarter1 being 91.32%. We are keeping 98% of all our appointments made and will continue to work to bring further improvements to the day waiting performance.
% of repairs completed in target – Leen Valley Ward	96%	92.94%			96.41%	96.47%	Performance is slightly below target in quarter3 at 97%. Performance has seen consistent improvement over each quarter with quarter1 being 89.92%. We are keeping 98% of all our appointments made and will



<i>Note: This PI monitors the proportion of repairs being completed within agreed timescales.</i>							continue to work to bring further improvements to the day waiting performance.
---	--	--	--	--	--	--	--

AC3-3 Rent Collection









Performance indicator and definition	Target	2017/18			2016/17	2015/16	Latest Note
		Value	Status	Long Trend	Value	Value	
<p>% of rent collected</p> <p><i>Note: This PI measures the amount of rent collected (including tenant arrears) as a percentage of rent due for the current year. Data for this indicator is not available by ward and is reported city wide.</i></p> <p><i>Trend shows as improving if value is over 100% as arrears are decreasing.</i></p>	100%	100.56%			100.29%	100.25%	<p>The target of 100% collection rate has been achieved again this year, at 100.56% this shows an improvement on the position last year when 100.29% was the final out turn. The overall arrears figure has reduced by £69,000 over the course of the financial year, despite the challenges of the continued welfare reform measures. The rents team will continue to support tenants affected by the benefit cap, bedroom tax and Universal Credit to ensure collection levels remain within target.</p>
<p>% of tenancies ending due to eviction</p> <p><i>Note: This PI monitors the percentage of tenants being evicted due to rent arrears and is reported citywide.</i></p>	0.43%	0.37%			0.36%	0.43%	<p>We are below target and have carried out less evictions that at this point last year. We have evicted 76 tenants for rent arrears so far this financial year. At the same point last year we had evicted 83. We continue to focus on tenancy sustainment and supporting our tenants who find themselves in financial difficulty.</p>

AC3-4a Empty properties - Average relet time

Performance indicator and definition	Target	2017/18			2016/17	2015/16	Latest Note
		Value	Status	Long Trend	Value	Value	
<p>Average void re-let time (calendar days) – AC - Aspley, Bilborough & Leen Valley</p> <p><i>Note: This PI measures how long it takes NCH to re-let empty properties from the end of the old tenancy to the start of the new tenancy</i></p>	25	25.61			30.45	22.18	See below
<p>Average void re-let time (calendar days) – Aspley Ward</p> <p><i>Note: This PI measures how long it takes NCH to re-let empty properties from the end of the old tenancy to the start of the new tenancy</i></p>	25	30.82			33.64	18.88	<p>The target was not met partly due to the letting of empty properties within Independent Living schemes where demand at times can be limited.</p> <p>General needs properties were let in an average of 27 days</p> <p>The Lettings and Voids team are now co-located in the same office for the first time and this will lead to improved joint working to minimise the time properties remain empty.</p>
<p>Average void re-let time (calendar days) – Bilborough Ward</p> <p><i>Note: This PI measures how long it takes NCH to re-let empty properties from the end of the old tenancy to the start of the new tenancy</i></p>	25	22.56			29	24.84	The target was met during this period







<p>Average void re-let time (calendar days) – Leen Valley Ward</p> <p><i>Note: This PI measures how long it takes NCH to re-let empty properties from the end of the old tenancy to the start of the new tenancy</i></p>	25	29.69			25.35	23.12	<p>The target was not during this period.</p> <p>The Lettings and Voids team are now co-located in the same office for the first time and this will lead to improved joint working to minimise the time properties remain empty.</p>
--	----	-------	--	---	-------	-------	--



AC3-4b Empty properties - Lettable voids

Performance indicator and definition	Target	2017/18			2016/17	2015/16	Latest Note
		Value	Status	Long Trend	Value	Value	
Number of lettable voids – AC - Aspley, Bilborough & Leen Valley <i>Note: Lettable voids are empty properties available for re-letting. They will receive repair work and then be re-let to a new tenant.</i>		46			27	42	See below
Number of lettable voids – Aspley Ward <i>Note: Lettable voids are empty properties available for re-letting. They will receive repair work and then be re-let to a new tenant.</i>		24			13	18	The number remained the same during this period The Lettings and Voids team are now co-located in the same office for the first time and this will lead to improved joint working to minimise the time properties remain empty.
Number of lettable voids – Bilborough Ward <i>Note: Lettable voids are empty properties available for re-letting. They will receive repair work and then be re-let to a new tenant.</i>		19			13	20	The number increased by ten during this period. The Lettings and Voids team are now co-located in the same office for the first time and this will lead to improved joint working to minimise the time properties remain empty.
Number of lettable voids – Leen Valley Ward		3			1	4	The number increased by four during this period. The Lettings and Voids team are now co-located in the same office for the first time and this will lead to improved joint working to minimise the time properties remain empty.









<i>Note: Lettable voids are empty properties available for re-letting. They will receive repair work and then be re-let to a new tenant.</i>							empty.
--	--	--	--	--	--	--	--------

AC3-4c Empty properties - Decommissioning

Performance indicator and definition	Target	2017/18			2016/17	2015/16	Latest Note
		Value	Status	Long Trend	Value	Value	
Number of empty properties awaiting decommission – AC - Aspley, Bilborough & Leen Valley <i>Note: This PI shows the number of empty properties which will not be re-let and includes those being decommissioned and / or demolished.</i>		0			0	0	See below
Number of empty properties awaiting decommission – Aspley Ward <i>Note: This PI shows the number of empty properties which will not be re-let and includes those being decommissioned and / or demolished.</i>		0			0	0	None at present
Number of empty properties awaiting decommission – Bilborough Ward <i>Note: This PI shows the number of empty properties which will not be re-let and includes those being</i>		0			0	0	None at present

<i>decommissioned and / or demolished.</i>							
Number of empty properties awaiting decommission – Leen Valley Ward <i>Note: This PI shows the number of empty properties which will not be re-let and includes those being decommissioned and / or demolished.</i>		0			0	0	None at present

AC3-5 Tenancy sustainment

Performance indicator and definition	Target	2017/18			2016/17	2015/16	Latest Note
		Value	Status	Long Trend	Value	Value	
Percentage of new tenancies sustained - AC - Aspley, Bilborough & Leen Valley <i>Note: This PI measures the number of new tenants who are still in their tenancy 12 months later.</i>	96.5%	99.09%			94.94%	97.81%	performance exceeds target which is pleasing in uncertain economic times
Percentage of new tenancies sustained - Aspley Ward <i>Note: This PI measures the number of new tenants who are still in their tenancy 12 months later.</i>	96.5%	98.9%			93.85%	96.44%	Performance is slightly below target, however the team are working hard with partners and other NCH officers to sustain tenancies wherever possible.
Percentage of new tenancies sustained - Bilborough Ward <i>Note: This PI measures the number of new tenants who are still in their tenancy 12 months later.</i>	96.5%	99.06%			95.27%	99.02%	Performance is slightly below target, however staff are working hard to sustain tenancies where possible. This is in conjunction with partners and other NCH Officers in the Tenancy Sustainment Teams.
Percentage of new tenancies sustained - Leen Valley Ward <i>Note: This PI measures the number of new tenants who are still in their</i>	96.5%	100%			98.04%	100%	Performance is only slightly under target, which shows the hard work staff have committed to sustaining tenancies where possible.

<i>tenancy 12 months later.</i>							
---------------------------------	--	--	--	--	--	--	--

APPENDIX 3

Area	Ward	Actual Budget (including carry over from (2017/18)	Schemes Approved	Schemes Committed	Schemes De Committed	Remaining Budget
3	Aspley	£136,114.73	£0	£0	£0	£136,114.73
3	Bilborough	£296,917.97	£0	£0	£0	£296,917.97
3	Leen Valley	£46,050.65	£0	£0	£0	£46,050.65

Address	Request	Reason	Nottingham City Homes Officer	Cost	Approval
Abingdon Square	To carry out works to widen the gap at the entrance and exit of parking area	To make it easier for vehicles to manoeuvre	Leanne Hoban	£745.00	Approval

This page is intentionally left blank

West Area Committee – 13th June 2018

Title of paper:	Ward Reports	
Director(s)/ Corporate Director(s):	Andrew Errington Director of Community Protection	Wards affected: Aspley, Bilborough and Leen Valley
Report author(s) and contact details:	Liam Searle, Neighbourhood Development Officer – Aspley Ward 0115 8733738 – liam.searle@nottinghamcity.gov.uk Lylse-Anne Renwick, Neighbourhood Development Officer – Bilborough Ward 0115 8764488 – lylse-anne.renwick@nottinghamcity.gov.uk	
Other colleagues who have provided input:	Gursharan Nijran – Neighbourhood Development Officer – gursharan.nijran@nottinghamcity.gov.uk	
Date of consultation with Portfolio Holder(s) (if relevant)	N/A	
Relevant Council Plan Key Theme:		
Strategic Regeneration and Development		<input checked="" type="checkbox"/>
Schools		<input type="checkbox"/>
Planning and Housing		<input type="checkbox"/>
Community Services		<input checked="" type="checkbox"/>
Energy, Sustainability and Customer		<input type="checkbox"/>
Jobs, Growth and Transport		<input checked="" type="checkbox"/>
Adults, Health and Community Sector		<input checked="" type="checkbox"/>
Children, Early Intervention and Early Years		<input checked="" type="checkbox"/>
Leisure and Culture		<input checked="" type="checkbox"/>
Resources and Neighbourhood Regeneration		<input checked="" type="checkbox"/>
Summary of issues (including benefits to citizens/service users):		
<p>This report focusses on current priorities and issues facing the two wards within Area 3 and gives details of forthcoming events and activities. It also highlights the latest issues now being addressed through regular Neighbourhood Action Team (NAT) meetings</p>		
Recommendation(s):		
1	To note the progress on Ward priorities and other supporting information including the issues being addressed by each Neighbourhood Action Team, and upcoming opportunities for citizens to engage (Appendix 1 & 2)	

1 REASONS FOR RECOMMENDATIONS

- 1.1 Each Ward has agreed priorities which link to the City Council's current ambitions contained in the latest City Council Plan 2015 - 19. Actions for each priority are developed and led by appropriate service teams and partnerships. These priorities are updated for each Area Committee, taking into account discussions at NAT meetings and various groups and activities involving Councillors, residents, and local groups.
- 1.2 The events and activities detailed in the report take account of the work undertaken by Neighbourhood Development Officers (NDOs), with partner organisations, within

the wards. It shows a range of activity in place across neighbourhoods to improve social cohesion and tackle priorities at a ward and area level.

2 BACKGROUND (INCLUDING OUTCOMES OF CONSULTATION)

- 2.1 Each Ward manages a set of priorities and key issues through regular meetings of the NAT. These meetings are led by Neighbourhood Development Officers (NDOs) and supported by core partners including: Nottingham City Homes (NCH), Neighbourhood Policing, Community Protection, Early Help, City Services/Waste Management, Fire and Rescue Services, Employment and Skills, and Health.
- 2.2 Ward Councillors are also invited to participate in these meetings.
- 2.3 Ward priorities are identified through a range of sources including: Citizens, Councillors, Partners, and Officers and current issues will be updated for each area committee.
- 2.4 Area Committee Chairs will be invited to review the latest Ward Reports to ensure that the format is accessible for Councillors and community representatives and that there is sufficient consistency across all areas.
- 2.5 The current individual Ward priorities, Key Issues, and Opportunities for Engagement for Aspley, Bilborough and Lean Valley are shown in Appendices 1 and 2 respectively and will be updated for each Area Committee.

3 OTHER OPTIONS CONSIDERED IN MAKING RECOMMENDATIONS

- 3.1 None.

4 FINANCE COLLEAGUE COMMENTS (INCLUDING IMPLICATIONS AND VALUE FOR MONEY/VAT)

- 4.1 None.

5 LEGAL AND PROCUREMENT COLLEAGUE COMMENTS (INCLUDING RISK MANAGEMENT ISSUES, AND LEGAL, CRIME AND DISORDER ACT AND PROCUREMENT IMPLICATIONS)

- 5.1 None.

6 STRATEGIC ASSETS & PROPERTY COLLEAGUE COMMENTS (FOR DECISION RELATING TO ALL PROPERTY ASSETS AND ASSOCIATED INFRASTRUCTURE) (AREA COMMITTEE REPORTS ONLY)

- 6.1 None.

7 EQUALITY IMPACT ASSESSMENT

- 7.1 Has the equality impact of the proposals in this report been assessed?

No



An EIA is not required because:

An EIA is not required as this is not a new or changing policy, service or function. Appendix 1 and 2 highlights forthcoming opportunities for citizens to engage in events and activities in their neighbourhoods

Yes

☐

Attached as Appendix x, and due regard will be given to any implications identified in it.

8 LIST OF BACKGROUND PAPERS OTHER THAN PUBLISHED WORKS OR THOSE DISCLOSING CONFIDENTIAL OR EXEMPT INFORMATION

8.1

9 PUBLISHED DOCUMENTS REFERRED TO IN COMPILING THIS REPORT

9.1 None.

This page is intentionally left blank

Appendix 1 – Aspley Ward Report

Neighbourhood Nottingham

Priority	Progress since last area committee (14 th Feb 2018)	Lead
Tackling ASB, drugs and criminal damage	<ul style="list-style-type: none"> Continued partnership working through local Neighbourhood Action Team and targeted operations to reduce crime and ASB in the area. Mobile CCTV camera deployed rapidly to hotspot areas. Aspley Youth Network combined with Bilborough Youth Network to allow sharing of information and intelligence. Bespoke music project implemented with a targeted minority of hard to reach young residents designed to prevent further offending and improve social skills and confidence. Hate crime sub group providing interactive community sessions to children and parents aimed at raising awareness of far right organisations and the risk to vulnerable residents. Referral path created through local Neighbourhood Action Team to provide educational visits to 'Breaking the Cycle' an organisation to address prejudicial behaviour. Restructure of Neighbourhood Action Team to realign local priorities to better reflect local respect survey outcomes and improve process of requesting additional resources from partner agencies. 	NDO NOM Community Protection

To improve the infrastructure of the area and alleviate ongoing parking and traffic issues	<ul style="list-style-type: none"> • Work to commence on improving traffic safety at the Bells Lane/Nuthall Road roundabout. • Work completed on installation of parking bays at Broxtowe Lane • Work commences Summer 2018 on installation of parking scheme on Allendale Road • Parking scheme completed on Holcombe Crescent. 	NDO Highways
--	--	-----------------

Safer Nottingham

Priority	Progress since last area committee (14 th Feb 2018)	Lead
To reduce ASB through installing CCTV. Monitor outcomes	<ul style="list-style-type: none"> • Mobile 3G cameras continue to address ASB hotspots in the area together with dynamic use of the CCTV van. Each location so far has seen a reduction in ASB. Particularly Denewood Crescent and Whitwell Road. 	Police Neighbourhood Management
To reduce incidents of hate crime in the ward and increase awareness of reporting procedures.	<ul style="list-style-type: none"> • Follow up Hate Crime forum scheduled for June 2018 to raise awareness of the issue with partners and key community members and advise of referral pathways and options. • Hate Crime education and engagement sessions scheduled for Summer 2018 for local youth sessions. 	Hate Crime Sub Group & NDO

Families Nottingham

Priority	Progress since last area committee (14 th Feb 2018)	Lead
Embed Family Support Strategy via use of Family Support Pathway at a Ward Level	<ul style="list-style-type: none"> Ongoing, monthly review carried out at the NAT. 	Children and families
Review approaches to delivering services for Children and young people living within the Aspley Ward	<ul style="list-style-type: none"> Sub group formed to identify gaps in provision. Lead body funding identified and provided for targeted outreach services. Working group created with Youth and Play, NDO and local providers to create engagement plan and identify potential funding opportunities. Aspley to be included in the Bilborough Youth Network. Ongoing youth provision is reviewed monthly through the Aspley NAT to allow the offer to shift in line with increased demand, changing ASB hotspots or local 	Youth and Play NDO Lead Body

	intelligence	
Launch a local subsidised kitchen through 'FareShare' to promote healthy eating to local families and residents.	<ul style="list-style-type: none"> • Staff identified through local enterprise volunteers. • Possible venues have agreed to support including Nottingham Gymnastics club at Denton Green Training Centre and St Marthas Church. • Launch scheduled for June 2018. 	NDO Evolve CIC

Health Nottingham

Priority	Progress since last area committee (14 th Feb 2018)	Lead
Increase physical activity in the ward	<ul style="list-style-type: none"> • Broxtowe Park provision has been taken over by local community enterprise Evolve CIC. Weekly sport and activity sessions have now begun, including football, BMX, boxing, couch to 5k, athletics and various other accessible sessions • Taster YMCA sport sessions to be included in local 2018 events to increase participation in available activities. • Local football project to begin September 2018 on Melbourne Park. The project will provide football, sports, health and education sessions at a subsidised rate for age groups ranging from under 5's to under 18's. The project will also work with local schools to improve performance and behaviour of participating young people. 	Neighbourhood Management
Support activities and services for the elderly to combat loneliness and	<ul style="list-style-type: none"> • New Community Activation officer linking with local Church, YMCA and supported living to provide 	Age friendly Nottingham/Neighbourhood

isolation	bespoke sporting sessions including boxing, walking and jogging. • YMCA over 50's football to be advertised locally	Management GOGA YMCA
-----------	--	------------------------------------

Working Nottingham

Priority	Progress since last area committee (20 th September 2017)	Lead
Deliver employment and training support to help residents into work through improved partnership working.	<ul style="list-style-type: none"> Monthly employment and skills meeting has identified the need for a local jobs fair in 2018. Venues to be explored and partners consulted regarding potential dates Employment trailer to be deployed at ward walks throughout 2018 Local tradecraft and employment event to run at St Marthas Church summer and winter 2018 to encourage small business interest. Local employment and training opportunities advertised through social media and local events and youth sessions 	Rebalancing the North NDO

Key current issues

- Parental responsibility of children
- Off road motorbikes causing ASB across Broxtowe Country Park
- ASB continues around Aspley Library
- Shortfall in volunteers for local foodbank

Opportunities for citizens to engage – Forthcoming dates of events and activities.

- **Community Event** – Melbourne Meltdown – Saturday August 11th, 12-4pm. Melbourne Park.
- **Aspley 'Coming Together Day'** – Saturday July 28th, Minver Sports Centre, Time TBC

Appendix 2 - Bilborough Ward Report

Safer Nottingham

Priority	Progress since last area committee	Lead
To promote Nottingham Alert and Neighbourhood Watch schemes in the Ward	<ul style="list-style-type: none"> Areas which are identified as ASB/Crime Hotspots were leafleted in December with the view of setting up Neighbourhood Watch Schemes. Once the individuals identified who are interested in Neighbourhood Watch Scheme the Police and NDO will arrange a meeting. 	Police Community Protection
Reduce Crime/Antisocial Behaviour and Violence	<ul style="list-style-type: none"> Year to date (YTD) all crime has increased in the ward there were 956 incidents in 2016/17, compared to 1177 incidents in 2017/18 and increase of 221, and increase of 23%. Victim Based Crime has increased in the ward (YTD). There were 817 incidents in 2016/17, compared to 1020 in 2017/18, an increase of 203 incidents. This is a 25% increase. Criminal Damage has increased in the ward (YTD). There were 134 incidents in 2016/17, compared to 201 incidents in 2017/18, an increase of 67 incidents (50% increase). Theft has increased in the ward (YTD). There were 138 incidents in 2016/17, compared to 158 in 2017/18, an increase of 20 incidents (14% increase). Violence has increased in the ward (YTD). There were 309 incidents in 2016/17, compared to 361 incidents in 2017/18, an increase of 52 incidents (17% increase). Domestic Violence has increased in the Ward. There were 127 incidents in 2016/17 compared to 135 incidents in 2017/18, an increase of 8 incidents (6% increase). The NAT team are raising awareness of domestic abuse by informing residents of the White Ribbon campaign, lip balms with the domestic violence information was distributed at the Bilborough Christmas Lights event. There has been a decrease in Antisocial Behaviour incidents in the Ward. There were 680 incidents in 2016/17 compared to 594 incidents in 2017/18, a reduction of 86 incidents (13% reduction). There has been a decrease in Noise Nuisance in the Ward. There were 220 incidents in 2016/17 compared to 175 incidents in 2017/18, a reduction of 45 incidents (20% reduction). 	

	<ul style="list-style-type: none"> The mobile CCTV van has been used throughout the ward and has been used to identify a stolen moped and lead to a successful arrest. Patrols have been ongoing around Bracebridge Drive due to a number of ASB complaints. A Traffic Offence Report and Community Protection Warning Notice has been issued to an individual who was found riding his bicycle in a dangerous manner in the vicinity of Bracebridge Drive. 	
Reduce accidental fires, especially within the elderly community. by working with older people	<ul style="list-style-type: none"> There has been an increase in deliberate fires in the Ward (YTD). There were 8 deliberate fires in 2016/17 compared to 14 deliberate fires in 2017/18, an increase of 6 incidents (75% increase). The Police and the Fire Service are working together to try and eliminate this issue. The Fire Service are also continuing to offer advice to the vulnerable elderly through initiatives, such as promoting the safe use of blankets within the home environment, carrying out regular Home Safety checks and supporting community events and activities, particularly around supported housing schemes, elderly persons complexes and community centres. 	Community Protection/Fire Service/NCH Housing

Neighbourhood Nottingham

Priority	Progress since last area committee	Lead
Reduce litter, fly tips, dog litter and graffiti.	<ul style="list-style-type: none"> There has been a decrease in graffiti in the Ward YTD. There were 19 incidents in 2016/17 compared to 11 incidents in 2017/18, a decrease of 8 incidents (42 % decrease). There has been an increase in fly-tipping in the Ward (YTD). There were 70 incidents in 2016/17 compared to 95 incidents in 2017/18, and increase of 25 incidents, (36% increase). There has been a decrease in dog fouling in the Ward (YTD). There were 113 incidents in 2016/17, compared to 84 incidents in 2017/18, a decrease of 29 incidents (26% decrease). The CPO's have been working tirelessly in the ward to combat the litter and dog fouling issues in the ward over the last few months. Due to their hard work the ward is seeing the benefits. The statistics for December are as follows: 2 FPNs were issued by the 	City Services/Community Protection

	CPO's for leaving litter in December, 9 Dog fouling operations were conducted, 1 Fixed Penalty notice was issued for Public Spaces Protection Order breached, the owner failing to have their dog on a lead, 8 incidents of graffiti reported, 10 fly-tips investigated and reported, 13 reports of Community Intelligence submitted, 8 Community Protection Warning Notices issued.	
To raise awareness of the NCH Cladding houses scheme.	<ul style="list-style-type: none"> 540 homes have taken up the offer. The scheme will be completed in 2018. 	NCH
To look at solutions to parking issues across the ward, especially around schools	<ul style="list-style-type: none"> A resident consultation is being conducted which will inform the Neighbourhood Development Plan 2018. Once the plan is reviewed by officers and funding is sought and agreed, an update will be brought to next Area Committee. 	Parking Enforcement/ NAT
Continue to support Community Cohesion through events and engagement	<ul style="list-style-type: none"> The Ward Councillors and officers are meeting in January 2018 to plan and organise the Ward 2018 Community Events. The events calendar to be circulated in the ward after the dates and times have been agreed. 	Neighbourhood Management.

Families Nottingham

Priority (NAT)	Progress since last area committee	Lead
Revise methods to delivering services for Children and Young People living within the Bilborough Ward	<ul style="list-style-type: none"> The Harvey Haddon for youth sessions has seen an increase in numbers and is doing very well with numbers up from 40 young people to 47 young people attending sessions in the last month. There as Family Support sessions every Tuesday at the Shelia Russel Community Centre. Switch-Up are to carry out youth sessions over the half-term holidays. 	Early Help /Bilborough Youth Network
Promote the welfare reform services in the ward	<ul style="list-style-type: none"> Weekly Welfare Advice sessions offering advice and guidance sessions on finance and debt management are held in - Bilborough Library and Medical Centre. These sessions are promoted by the NAT team and at events in the ward. 	Welfare Rights, NCH and NAT

Health Nottingham

Priority (Area Committee priority and Area Cluster)	Progress since last area committee	Lead
Promote Harvey Hadden Sports Village to the residents to increase attendance	<ul style="list-style-type: none"> To support residents' fitness and health and also to increase physical activity including cycling and walking projects, the NAT team are promoting the Harvey Hadden Sports Village when they are out and about in the community. The team Continue to promote 'Get Out and Get Active' project. 	NAT partners and leisure services
Reduce Cardio-Vascular Disease and raise awareness of lifestyle risk factors	<ul style="list-style-type: none"> Continue to raise awareness through events and publicity and at medical practices and surgeries in the area. Raise awareness at community events in the ward. 	Health Officer
Raise awareness about cancer screening	<ul style="list-style-type: none"> Continue to raise awareness through events and publicity and at medical practices and surgeries in the area. Also raise awareness at community events in the ward 	Health Officer
Support activities and services for the elderly to remain independent, fit, healthy and combat loneliness and isolation	<ul style="list-style-type: none"> The Lead Body Groundwork are carrying out events in the ward to for older people to raise awareness of what is on offer in the ward. 	Groundworks Nottingham/Health

Working Nottingham

Priority (Area Committee priority and Area Cluster)	Progress since last area committee	Lead
Promote employment and training support to assist residents into work through improved partnership working initiatives Promote Nottingham North Jobs Fair March 3 rd at Bulwell Riverside	<ul style="list-style-type: none"> Promote IT courses for young people and adults at the Bilborough Library Promote Work Club at Bilborough Library so that the take up numbers increase 	<p>NCC – Employment and Skills</p> <p>Groundwork and NAT Partners</p>

Key current issues:

- Outreach Youth Work in the Bracebridge Drive area
- Dog Fouling Campaign

- Clean-up campaign – Outside ASDA and Children Centre – Strelley Street
- ASB Patrols around the Bracebridge Drive and Bilborough Library
- ASB patrols around the Princess Boulevard new housing development
- Engage with young people with the Skate base company, event on Friday evenings at Harvey Hadden

Opportunities for citizens to engage - forthcoming dates, events / activities, Ward Walks

- **Bilborough Ward Walk** – Denewood Crescent area - Wednesday 28th February – 10:30am. Meet at the corner of Denewood Crescent and Strelley Road.

This page is intentionally left blank

Appendix 1 – Leen Valley Ward Report

Neighbourhood Nottingham

Priority	Progress since last area committee (14 th February 2018)	Lead
Promote interest in Tenants and Residents groups and Friends Groups	<ul style="list-style-type: none"> • Southwold Tenants and Residents – STAR (early stages) • Friends of Melbourne Park • New Whitemoor Tenants and Residents (residents involved) • Beechdale Local Action Group (regular meetings) • Ainsley Residents 	NDO
Redevelopment of Beechdale Baths	<ul style="list-style-type: none"> • Site now been fully cleared and ready for new development. Awaiting confirmation of new development. Local residents to be informed when possible. 	Regeneration
Bobbers Mill and Wilkinson Street sites – flood alleviation works	<ul style="list-style-type: none"> • Awaiting development opportunity 	Regeneration
Development of former Government land at Chalfont Drive	<ul style="list-style-type: none"> • Existing residents continue to voice concern at the long term redevelopment of the Chalfont Drive area and the various issues which affect their quality of life. 	Planning
Melbourne Park developments	<ul style="list-style-type: none"> • Possible opportunity to let park out for youth football development. 	Parks
Identify solutions for derelict and undeveloped sites	<ul style="list-style-type: none"> • PZ Cussons Site, off Wilkinson Street • Bobbersmill site • Ascott Drive – NCHA scheme nearing completion • Beechdale Baths – awaiting development proposal 	Regeneration Planning
Improve parking around schools to reduce all day parking	<ul style="list-style-type: none"> • Lambert Close Traffic Regulation Order approved 	Traffic Management
Robert Shaw Playing Fields site	<ul style="list-style-type: none"> • Gaps in palisade fencing repaired • Further consultation with local residents planned for early 2018 	NCC

Safer Nottingham

Priority	Progress since last area committee (14 th February 2018)	Lead
Reduce crime and Anti-social behaviour	<ul style="list-style-type: none"> • Further funding secured for targeted outreach in the Kennington Road area and continued use of CCTV • Patrols targeted at hotspots following discussions at NAT meetings • Leen Valley included in Evolve CIC. Outreach boxing program delivered in Feb/March/April 2018 	Police Neighbourhood Management Evolve CIC

Families Nottingham

Priority	Progress since last area committee (14 th February 2018)	Lead
Sustain existing weekly youth group on Whitemoor estate – look to engage more with young people from Ainsley estate	<ul style="list-style-type: none"> • Numbers have increased. And current venue does not have sufficient space to allow for development of group. New venues urgently required 	Youth and Play
Vine Community Centre – promote activities to support eastern European families	<ul style="list-style-type: none"> • Management / administration capacity has been renewed enabling funding bids to be developed 	NDO
Improve provision for toddlers at Kennington	<ul style="list-style-type: none"> • Works to improve playground complete and launch event planned for 5th June. 	Parks
Trafford Gardens Park improvements	<ul style="list-style-type: none"> • Consultation complete. Works to improve play area planned summer 2018. 	

Health Nottingham

Priority	Progress since last area committee (14 th February 2018)	Lead
Reduce Cardio-Vascular Disease	<ul style="list-style-type: none"> • Numbers have increased. As current venue does not have sufficient space to allow for development of group. New venues urgently required. 	Children and Families

Increase physical activity in the ward	<ul style="list-style-type: none"> Community Activator working with NAT and NDO to identify needs and create action plan 	Neighbourhood Management GOGA
--	---	--------------------------------------

Working Nottingham

Priority	Progress since last area committee (14 th February 2018)	Lead
Organise 2 events in 2018 at Southwold Primary school to promote jobs and training opportunities for local residents.	<ul style="list-style-type: none"> Coffee morning Hubs planned for summer and autumn 2018. 	

Key current issues (3-5 issues)

- 3G cameras installed at Ryland Gardens subway and Bridgeway Centre (ASB and drug related activities)
- Off road motorbikes causing ASB across the Meadows
- Beauvale Road – State of certain properties – General untidiness
- Challenges around ASB progressing to criminal activity amongst young people.

Opportunities for citizens to engage – Forthcoming dates of events and activities.

- **Local Action Group meeting** – Sherwood Rise – Wednesday 31st January 6.30pm at The Polish Centre.
- **Ward Walk** – Sherwood Rise (Haydn Rd – Valley Rd) – Wednesday 31st January 10.30am – 12.
- **Community Event** – Hyson Green Youth Club – Wednesday 21st February 12-4pm for families 5-8 for young people

WEST AREA COMMITTEE – 13TH JUNE 2018

Title of paper:	AREA CAPITAL FUND - 2018/19	
Director(s)/ Corporate Director(s):	Andrew Errington Director of Community Protection	Wards affected: Aspley, Bilborough, Leen Valley
Report author(s) and contact details:	Liam Searle, Neighbourhood Development Officer Tel: 0115 8833738 Liam.searle@nottinghamcity.gov.uk	
Other colleagues who have provided input:	Nancy Hudson, Projects Officer, Highway Services Tel: 0115 8765633 nancy.hudson@nottinghamcity.gov.uk	
Date of consultation with Portfolio Holder(s) (if relevant)		
Relevant Council Plan Key Theme:		
Strategic Regeneration and Development		<input checked="" type="checkbox"/>
Schools		<input type="checkbox"/>
Planning and Housing		<input checked="" type="checkbox"/>
Community Services		<input checked="" type="checkbox"/>
Energy, Sustainability and Customer		<input type="checkbox"/>
Jobs, Growth and Transport		<input checked="" type="checkbox"/>
Adults, Health and Community Sector		<input type="checkbox"/>
Children, Early Intervention and Early Years		<input type="checkbox"/>
Leisure and Culture		<input type="checkbox"/>
Resources and Neighbourhood Regeneration		<input checked="" type="checkbox"/>
Summary of issues (including benefits to citizens/service users): This report provides details of the latest spending proposals under the Area Capital Fund including highways and footpaths		
Recommendation(s):		
1	That the Area Capital funds available to Aspley, Bilborough and Leen Valley Wards as outlined in Appendix 1 be noted.	
2	That the new schemes identified within the report to be approved.	

1 REASONS FOR RECOMMENDATIONS

- 1.1 The Nottingham Local Transport Plan (LTP) Strategy 2011-2026 maintains a commitment to deliver local transport improvements across Nottingham's Neighbourhoods and prioritises small scale transport improvements of importance to local communities.
- 1.2 As part of the budget process for 2016/17 Nottingham City Council approved a Citywide Local Transport Plan capital allocation of £1.25 million.
- 1.3 To give opportunity for the Area Committee to make comment on suggested schemes and their progress.

2 BACKGROUND (INCLUDING OUTCOMES OF CONSULTATION)

- 2.1 The Area Capital Fund (ACF) Programme was established to improve the environment of the neighbourhoods and to create a sense of place for residents in order to improve the quality of life of local people. Since it was established in 2006 to meet the then corporate priority of 'Transforming Neighbourhoods', the Area Capital Fund has included a total programme expenditure portfolio of £40 million. The improvements that have been carried out to date using this programme have included: footpaths, fences, visual enhancements to public realm, refurbishment of parks and improvements to public buildings.
- 2.2 Resources are allocated from the Nottingham City Council General Fund, the Local Transport Plan and the Housing Revenue Account. To achieve a joint approach to environmental improvements in neighbourhoods, a greater degree of flexibility has been established to prioritise and deliver improvements so that there is a synergy in local solutions for local issues across neighbourhoods.
- 2.3 The programme of works is a rolling programme. There have been instances where schemes are started with strong community involvement and interest and altered at a later stage due to changing circumstances such as economic conditions and changes in land values.
- 2.4 The Area Committee and particularly community representatives are invited to comment specifically on those schemes identified in the proposals column and also to consider whether certain schemes can be linked to other programmes of work in order to generate best value and create a greater impact on the local area.

3 OTHER OPTIONS CONSIDERED IN MAKING RECOMMENDATIONS

- 3.1 None

4 FINANCE COLLEAGUE COMMENTS (INCLUDING IMPLICATIONS AND VALUE FOR MONEY/VAT)

- 4.1 Bringing together the various strands which form part of the Area Capital Programme enables the City Council to respond efficiently in delivering on public realm improvements as identified by local people.

5 LEGAL AND PROCUREMENT COLLEAGUE COMMENTS (INCLUDING RISK MANAGEMENT ISSUES, AND LEGAL, CRIME AND DISORDER ACT AND PROCUREMENT IMPLICATIONS)

- 5.1 A risk register has been produced which is regularly monitored.

6 EQUALITY IMPACT ASSESSMENT

- 6.1 Has the equality impact of the proposals in this report been assessed?

No



An EIA is not required because:

An EIA is not required as this is not a new or changing policy, service or function.

Yes

☐

Attached as Appendix x, and due regard will be given to any implications identified in it.

8 PUBLISHED DOCUMENTS REFERRED TO IN COMPILING THIS REPORT

- 8.1 Executive Board Report, 24 February 2015, as part of Item 15, Medium Term Financial Plan 2015/16-2017/18, under Annex 3, Capital Programme.

This page is intentionally left blank

Aspley Area Capital 2017 - 2018 Programme

Aspley LTP schemes

Location	Type	Councillor Prioritised / Area Committee Approved	Estimate	Estimated start date	Completed	Details

Total LTP schemes*

£0

Aspley Public Realm schemes

Location	Type	Councillor Prioritised / Area Committee Approved	Estimate	Estimated start date	Completed	Details

Total Public Realm schemes**

£0

Aspley Withdrawn schemes

Location	Type	Reason	Amount	Details
No decommitments to date				

Total Decommitted***

£0

2018 - 2019 LTP allocation

£100,200

LTP carried forward from 2017 - 2018

£50,600

2018 - 2019 Public Realm allocation

£38,464

Public Realm carried forward from 2017 - 2018

£5,256

Total Available 2018 - 2019 ACF

£194,520

*Less LTP schemes

- £0

**Less Public Realm schemes

- £0

***Decommitted funds

+ £0

Remaining available balance

£194,520

LTP element remaining

£150,800

Public Realm element remaining

£43,720

Bilborough Area Capital 2017 - 2018 Programme

Bilborough LTP schemes

Location	Type	Councillor Prioritised / Area Committee Approved	Estimate	Estimated start date	Completed	Details

Total LTP schemes*

£0

Bilborough Public Realm schemes

Location	Type	Councillor Prioritised / Area Committee Approved	Estimate	Estimated start date	Completed	Details

Total Public Realm schemes**

£0

Bilborough Withdrawn schemes

Location	Type	Reason	Amount	Details
No decommitments to date				

Total Decommitted***

£0

2018 - 2019 LTP allocation

£85,200

LTP carried forward from 2017 - 2018

£4,751

2018 - 2019 Public Realm allocation

£32,704

Public Realm carried forward from 2017 - 2018

£15,465

Total Available 2018 - 2019 ACF

£138,120

*Less LTP schemes

- £0

**Less Public Realm schemes

- £0

***Decommitted funds

+ £0

Remaining available balance

£138,120

LTP element remaining

£89,951

Public Realm element remaining

£48,169

Leen Valley Area Capital 2017 - 2018 Programme

Leen Valley LTP schemes

Location	Type	Councillor Prioritised / Area Committee Approved	Estimate	Estimated start date	Completed	Details

Total LTP schemes*

£0

Leen Valley Public Realm schemes

Location	Type	Councillor Prioritised / Area Committee Approved	Estimate	Estimated start date	Completed	Details

Total Public Realm schemes**

£0

Leen Valley Withdrawn schemes

Location	Type	Reason	Amount	Details
No decommitments to date				

Total Decommitted***

£0

2018 - 2019 LTP allocation	£43,700
LTP carried forward from 2017 - 2018	£18,600
2018 - 2019 Public Realm allocation	£16,768
Public Realm carried forward from 2017 - 2018	£6,177
Total Available 2018 - 2019 ACF	£85,245
*Less LTP schemes	- £0
**Less Public Realm schemes	- £0
***Decommitted funds	+ £0
Remaining available balance	£85,245
LTP element remaining	£62,300
Public Realm element remaining	£22,945

This page is intentionally left blank

WEST AREA COMMITTEE – 13th June 2018

Title of paper:	DELEGATED AUTHORITY SPENDING APPROVALS	
Director(s)/ Corporate Director(s):	Andrew Errington Director of Community Protection	Wards affected: Aspley, Leen Valley and Bilborough
Report author(s) and contact details:	Liam Searle Neighbourhood Development Officer, 0115 8833741 liam.searle@nottinghamcity.gov.uk Lylse-Anne Renwick, Neighbourhood Development Officer, 0115 8764488 lylse-anne.renwick@nottinghamcity.gov.uk	
Other colleagues who have provided input:	Kate Spencer Finance Assistant kate.spencer@nottinghamcity.gov.uk Tel 0115 876 2765 Gursharan Singh – Nijran, Neighbourhood Development Officer 0115 8833734 / 07949061016 gursharan.nijran@nottinghamcity.gov.uk	
Date of consultation with Portfolio Holder(s) (if relevant)	N/A	
Relevant Council Plan Key Theme:		
Strategic Regeneration and Development		<input type="checkbox"/>
Schools		<input checked="" type="checkbox"/>
Planning and Housing		<input type="checkbox"/>
Community Services		<input checked="" type="checkbox"/>
Energy, Sustainability and Customer		<input type="checkbox"/>
Jobs, Growth and Transport		<input type="checkbox"/>
Adults, Health and Community Sector		<input checked="" type="checkbox"/>
Children, Early Intervention and Early Years		<input checked="" type="checkbox"/>
Leisure and Culture		<input checked="" type="checkbox"/>
Resources and Neighbourhood Regeneration		<input checked="" type="checkbox"/>
Summary of issues (including benefits to citizens/service users):		
This report advises this Area Committee of the use of delegated authority by the Director of Neighbourhood Services for those projects funded by Ward Councillor Budgets.		
Recommendation(s):		
1	That the Area Committee note the actions agreed by the Director of Neighbourhood Services in respect of projects and schemes within the Aspley, Bilborough and Leen Valley wards, detailed in Appendices A, B and C.	

1 REASONS FOR RECOMMENDATIONS

- 1.1 Records detailing Ward Councillors spending decisions and consultation are shown in the attached Appendices. In accordance with the Constitution the Area Committee is required to note spending decisions taken by Ward Councillors. This report

outlines the spending decisions since the last Area Committee and provides, for information details of the spending decisions for 2016/17.

2 BACKGROUND (INCLUDING OUTCOMES OF CONSULTATION)

2.1 This action follows the arrangements established by the Executive Board to allow for spending approvals through individual Ward Councillor budget allocations.

3 OTHER OPTIONS CONSIDERED IN MAKING RECOMMENDATIONS

3.1 Not to provide the funding outlined in Appendices A, B and C.

3.2 The funding requested will provide additional services or benefit to residents of this area.

4 FINANCE COLLEAGUE COMMENTS (INCLUDING IMPLICATIONS AND VALUE FOR MONEY/VAT)

4.1 Ward Councillors have an individual allocation for 2017/18 of £5,000.

4.2 The full balance has not been allocated. Further projects will be reported to a subsequent committee.

5 LEGAL AND PROCUREMENT COLLEAGUE COMMENTS (INCLUDING RISK MANAGEMENT ISSUES, AND LEGAL, CRIME AND DISORDER ACT AND PROCUREMENT IMPLICATIONS)

5.1 These arrangements provide transparency and regulation to the spending of individual Ward Councillor allocation.

5.2 The funds allocated by Area Committee are used to address diverse needs from various sections of the community and reduce inequalities.

6 STRATEGIC ASSETS & PROPERTY COLLEAGUE COMMENTS (FOR DECISION RELATING TO ALL PROPERTY ASSETS AND ASSOCIATED INFRASTRUCTURE) (AREA COMMITTEE REPORTS ONLY)

6.1 None.

7 EQUALITY IMPACT ASSESSMENT

7.1 Has the equality impact of the proposals in this report been assessed?

No



An EIA is not required because:

An EIA is not needed (report does not contain proposals. Individual Councillors make decisions about their allocations and many groups funded seek to reduce inequalities)

Yes



Attached as Appendix x, and due regard will be given to any implications identified in it.

**8 LIST OF BACKGROUND PAPERS OTHER THAN PUBLISHED WORKS OR
THOSE DISCLOSING CONFIDENTIAL OR EXEMPT INFORMATION**

- 8.1 Delegated authority for each scheme listed in Appendices A & B is held by the Constitutional Services team.

9 PUBLISHED DOCUMENTS REFERRED TO IN COMPILING THIS REPORT

- 9.1 None.

This page is intentionally left blank

Aspley Ward Budget Allocations 2018/19

Allocated Schemes: Aspley Ward	Councillor(s)	Amount (total)
Strelley Village Green Society – Family Fun Day	Chapman, McCulloch, Ifediora	£233
Hope Centre Summer Day Trip	Chapman, McCulloch, Ifediora	£900
Youth Session Music Equipment	Chapman, McCulloch, Ifediora	£100
Melbourne Meltdown	Chapman, McCulloch, Ifediora	£3000

Schemes to be de-committed: Aspley Ward	Councillor(s)	Amount (total)

Balance brought forward 2017/18	0
Allocation 2018/19	£15,000
Total available allocation	£15,000
Total de-committed	
Total allocated at 21/05/18	£15,000
Total unallocated at 21/05/18	10,867

APPENDIX B

Bilborough Ward Budget Allocations 2018/19

Allocated Schemes: Bilborough Ward	Councillor(s)	Amount (total)
Strelley Village Green Society – Family Fun Day	Smith, Watson, Wood	£543
Bilborough Arts Festival	Watson, Wood	£3000
Bilborough Park Launch Fun Day	Smith	£3000

Schemes to be de-committed: Bilborough Ward	Councillor(s)	Amount
	Balance Brought forward 2017/18	£39,968
	Allocation 2017/18	£15,000
	Total Available Allocation	£54,968
	Total de-committed	
	Total allocated at 21/05/18	£6,543
	Total unallocated at 21/05/18	£48,425

APPENDIX C

Leen Valley Ward Budget Allocations 2018/19

Allocated Schemes: Leen Valley Ward	Councillor(s)	Amount (total)
Signage on Plantation Estate	Jenkins	£350

Schemes to be de-committed: Leen Valley Ward	Councillor(s)	Amount

Balance Brought forward 2018/17	£22,512
Allocation 2018/19	£10,000
Total Available Allocation	£32,512
Total de-committed	
Total allocated at 21/05/18	£350
Total unallocated at 21/05/18	£32,162

